

INDEPENDENT AUDITORS' REPORT

To

The Members of **STABLE TEXTILE PRIVATE LIMITED**

Report on the audit of the financial statements

Opinion

We have audited the accompanying financial statements of **STABLE TEXTILE PRIVATE LIMITED** ("the Company"), which comprise the balance sheet as at March 31, 2022, and the Statement of Profit and Loss and statement of cash flows for the year then ended, and notes to the financial statements, including a summary of significant accounting policies and other explanatory information.

In our opinion and to the best of our information and according to the explanations given to us, the aforesaid financial statements give the information required by the Companies Act, 2013 ('Act') in the manner so required and give a true and fair view in conformity with the accounting principles generally accepted in India, of the state of affairs of the Company as at March 31, 2022, its profit and cash flows for the year ended on that date.

Basis for opinion

We conducted our audit in accordance with the standards on auditing specified under section 143 (10) of the Companies Act, 2013. Our responsibilities under those Standards are further described in the auditor's responsibilities for the audit of the financial statements section of our report. We are independent of the Company in accordance with the code of ethics issued by the Institute of Chartered Accountants of India together with the ethical requirements that are relevant to our audit of the financial statements under the provisions of the Act and the rules thereunder, and we have fulfilled our other ethical responsibilities in accordance with these requirements and the code of ethics.

We believe that the audit evidence we have obtained is sufficient and appropriate to provide a basis for our opinion.

Key audit matters

Key audit matters are those matters that, in our professional judgment, were of most significance in our audit of the financial statements of the current year. These matters were addressed in the context of our audit of the financial statements as a whole, and in forming our opinion thereon, and we do not provide a separate opinion on these matters.



//2//

Reporting of key audit matters as per SA 701, Key Audit Matters are not applicable to the Company as it is an unlisted company.

Information other than the financial statements and auditors' report thereon

The Company's board of directors is responsible for the preparation of the other information. The other information comprises the information included in the Board's

Report including Annexures to Board's Report, Business Responsibility Report but does not include the financial statements and our auditor's report thereon.

Our opinion on the financial statements does not cover the other information and we do not express any form of assurance conclusion thereon.

In connection with our audit of the financial statements, our responsibility is to read the other information and, in doing so, consider whether the other information is materially inconsistent with the financial statements or our knowledge obtained during the course of our audit or otherwise appears to be materially misstated.

If, based on the work we have performed, we conclude that there is a material misstatement of this other information; we are required to report that fact. We have nothing to report in this regard.

Management's responsibility for the financial statements

The Company's board of directors are responsible for the matters stated in section 134 (5) of the Act with respect to the preparation of these financial statements that give a true and fair view of the financial position, financial performance and cash flows of the Company in accordance with the accounting principles generally accepted in India, including the accounting standards specified under section 133 of the Act. This responsibility also includes maintenance of adequate accounting records in accordance with the provisions of the Act for safeguarding of the assets of the Company and for preventing and detecting frauds and other irregularities; selection and application of appropriate accounting policies; making judgments and estimates that are reasonable and prudent; and design, implementation and maintenance of adequate internal financial controls, that were operating effectively for ensuring the accuracy and completeness of the accounting records, relevant to the preparation and presentation of the financial statement that give a true and fair view and are free from material misstatement, whether due to fraud or error.

In preparing the financial statements, management is responsible for assessing the Company's ability to continue as a going concern, disclosing, as applicable, matters related to going concern and using the going concern basis of accounting unless management either intends to liquidate the Company or to cease operations, or has no realistic alternative but to do so.

The board of directors is also responsible for overseeing the Company's financial reporting process.

Contd...3



//3//

Auditor's responsibilities for the audit of the financial statements

Our objectives are to obtain reasonable assurance about whether the financial statements as a whole are free from material misstatement, whether due to fraud or error, and to issue an auditor's report that includes our opinion. Reasonable assurance is a high level of assurance, but is not a guarantee that an audit conducted in accordance with SAs will always detect a material misstatement when it exists. Misstatements can arise from fraud or error and are considered material if, individually or in the aggregate, they could reasonably be expected to influence the economic decisions of users taken on the basis of these financial statements.

As part of an audit in accordance with SAs, we exercise professional judgment and maintain professional skepticism throughout the audit. We also:

- Identify and assess the risks of material misstatement of the financial statements, whether due to fraud or error, design and perform audit procedures responsive to those risks, and obtain audit evidence that is sufficient and appropriate to provide a basis for our opinion. The risk of not detecting a material misstatement resulting from fraud is higher than for one resulting from error, as fraud may involve collusion, forgery, intentional omissions, misrepresentations, or the override of internal control.
 - Obtain an understanding of internal control relevant to the audit in order to design audit procedures that are appropriate in the circumstances. Under section 143(3)(i) of the Companies Act, 2013, we are also responsible for expressing our opinion on whether the company has adequate internal financial controls system in place and the operating effectiveness of such controls
 - Evaluate the appropriateness of accounting policies used and the reasonableness of accounting estimates and related disclosures made by management.
 - Conclude on the appropriateness of management's use of the going concern basis of accounting and, based on the audit evidence obtained, whether a material uncertainty exists related to events or conditions that may cast significant doubt on the Company's ability to continue as a going concern. If we conclude that a material uncertainty exists, we are required to draw attention in our auditor's report to the related disclosures in the financial statements or, if such disclosures are inadequate, to modify our opinion. Our conclusions are based on the audit evidence obtained up to the date of our auditor's report. However, future events or conditions may cause the Company to cease to continue as a going concern.
 - Evaluate the overall presentation, structure and content of the financial statements, including the disclosures, and whether the financial statements represent the underlying transactions and events in a manner that achieves fair presentation.
- We communicate with those charged with governance regarding, among other matters, the planned scope and timing of the audit and significant audit findings, including any significant deficiencies in internal control that we identify during our audit.

Contd...4



//4//

We also provide those charged with governance with a statement that we have complied with relevant ethical requirements regarding independence, and to communicate with them all relationships and other matters that may reasonably be thought to bear on our independence, and where applicable, related safeguards. From the matters communicated with those charged with governance, we determine those matters that were of most significance in the audit of the financial statements of the current year and are therefore the key audit matters. We describe these matters in our auditor's report unless law or regulation precludes public disclosure about the matter or when, in extremely rare circumstances, we determine that a matter should not be communicated in our report because the adverse consequences of doing so would reasonably be expected to outweigh the public interest benefits of such communication.

Report on other legal and regulatory requirements

As required by the Companies (Auditor's Report) Order, 2020 ("the Order"), issued by the Central Government of India in terms of sub-section (11) of section 143 of the Companies Act, 2013, a statement on the matters specified in paragraphs 3 and 4 of the Order, is not applicable to the Company.

As required by Section 143(3) of the Act, we report that:

- (a) We have sought and obtained all the information and explanations which to the best of our knowledge and belief were necessary for the purposes of our audit;
- (b) In our opinion, proper books of account as required by law have been kept by the Company so far as it appears from our examination of those books;
- (c) The balance sheet, the statement of profit and loss, and the cash flow statement dealt with by this report are in agreement with the books of account;
- (d) In our opinion, the aforesaid financial statements comply with the accounting standards specified under section 133 of the Act, read with rule 7 of the Companies (Accounts) Rules, 2014;
- (e) On the basis of the written representations received from the directors as on March 31, 2022 taken on record by the board of directors, none of the directors is disqualified as on March 31, 2022 from being appointed as a director in terms of Section 164 (2) of the Act;
- (f) Since the Company's turnover as per last audited financial statements is less than Rs.50 Crores and its borrowings from banks and financial institutions or any body corporate at any time during the year is less than Rs.25 Crores, the Company is exempted from getting an audit opinion with respect to the adequacy of the internal financial controls over financial reporting of the company and the operating effectiveness of such controls vide notification dated June 13, 2017;



Contd...5

//5//

(g) With respect to the other matters to be included in the Auditor's Report in accordance with Rule 11 of the Companies (Audit and Auditors) Rules, 2014, in our opinion and to the best of our information and according to the explanations given to us;

a. The Company has disclosed the impact of pending litigations on its financial position in its financial statements Refer Note 24 to the financial statements;

b. The Company did not have any long-term contracts including derivative contracts for which there were any material foreseeable losses; and

c. There are no amounts required to be transferred to the Investor Education and Protection Fund by the Company;

d. (a) The management has represented that, to the best of it's knowledge and belief, other than as disclosed in the notes to the accounts, no funds have been advanced or loaned or invested (either from borrowed funds or share premium or any other sources or kind of funds) by the company to or in any other person(s) or entity(ies), including foreign entities ("Intermediaries"), with the understanding, whether recorded in writing or otherwise, that the Intermediary shall, whether, directly or indirectly lend or invest in other persons or entities identified in any manner whatsoever by or on behalf of the company ("Ultimate Beneficiaries") or provide any guarantee, security or the like on behalf of the Ultimate Beneficiaries;

(b) The management has represented, that, to the best of its knowledge and belief, other than as disclosed in the notes to the accounts, no funds have been received by the company from any person(s) or entity(ies), including foreign entities ("Funding Parties"), with the understanding, whether recorded in writing or otherwise, that the company shall, whether, directly or indirectly, lend or invest in other persons or entities identified in any manner whatsoever by or on behalf of the Funding Party ("Ultimate Beneficiaries") or provide any guarantee, security or the like on behalf of the Ultimate Beneficiaries; and

(c) Based on such audit procedures that have been considered reasonable and appropriate in the circumstances, nothing has come to our notice that has caused us to believe that the representations under sub-clause (i) and (ii) of Rule 11(e), as provided under (a) and (b) above, contain any material mis-statement.

e. No dividend have been declared or paid during the year by the company.

Place: Indore

Date: 03/09/2022



For M.S. Dahiya & Co.

Chartered Accountants

FRN : 013855C

Ritesh Mehta

(Ritesh Mehta)

Partner

M. No. : 434716

UDIN: 22437716BBFH257992

STABLE TEXTILE PRIVATE LIMITED

Balance Sheet as at 31 March, 2022

CIN:- U25209MP2020PTC050834

(Rs. In Lakhs)

Particulars	Note No.	As at 31.03.2022	As at 31.03.2021
I. EQUITY AND LIABILITIES			
(1) Shareholders' Funds			
(a) Share Capital	2	1.00	1.00
(b) Reserves and Surplus	3	35.59	18.31
		36.59	19.31
(2) Non-Current Liabilities			
(a) Long-term borrowings	4	0.60	0.60
(b) Deferred tax liabilities (Net)		-	-
(c) Other long term liabilities		-	-
(d) Long term provisions		-	-
		0.60	0.60
(3) Current Liabilities			
(a) Short-term borrowings		-	-
(b) Trade payables	5	-	-
Dues of micro enterprises and small enterprises		-	-
Dues of creditors other than micro enterprises and small enterprises		60.97	47.14
(c) Other current liabilities	6	100.08	110.29
(d) Short-term provisions	7	3.11	4.45
		164.16	161.88
Total		201.35	181.79
II. ASSETS			
(1) Non-current assets			
(a) Property, Plant and Equipment and Intangible assets	8		
Property, Plant and Equipment		34.82	34.82
Intangible Assets		-	-
Capital Work in Progress		12.49	9.09
Intangible Assets Under development		-	-
		47.31	43.92
(b) Non-Current Investments	9	0.20	-
(c) Deferred Tax Assets (Net)		-	-
(d) Long Term Loans and Advances		-	-
(e) Other Non-Current Assets		-	-
		47.51	43.92
(2) Current Assets			
(a) Current Investments		-	-
(b) Inventories	10	64.97	26.67
(c) Trade Receivables	11	40.01	82.78
(d) Cash and Cash Equivalents	12	8.45	26.49
(e) Short-Term Loans and Advances		-	-
(f) Other current assets	13	40.41	1.93
		153.84	137.87
Total		201.35	181.79

The accompanying notes are an integral part of the financial statements

1

As per our report of even date attached

For M/s M.S. Dahiya & Co.

Chartered Accountants

FRN : 013855C

(Ritesh Mehta)

Partner

M.No. : 434716

Place: Indore

Dated: 03/09/2022

For and on behalf of the board

(Tahir Ansari)
Director
DIN-01178002

(Saurabh Jain)
Director
DIN-08430119

UDIN: 27437716BBEHL57992

STABLE TEXTILE PRIVATE LIMITED
Statement of Profit and Loss for the year ended 31st March, 2022
CIN:- U25209MP2020PTC050834

(Rs. In Lakhs)

	Particulars	Note No.	31.03.2022	31.03.2021
I.	Revenue from operations	14	557.78	2,820.16
II.	Other Income		-	-
III.	Total Income (I +II)		557.78	2,820.16
IV.	<u>Expenses:</u>			
	Cost of materials consumed	15	483.87	-
	Purchase of Stock-in-Trade	16	-	2,818.85
	Changes in inventories of finished goods, work-in-progress and Stock-in-Trade	17	-17.17	-26.67
	Employee benefit expense	18	10.67	1.44
	Financial costs		-	-
	Depreciation	8	-	-
	Other expenses	19	56.67	0.97
	Total Expenses		534.03	2,794.60
V.	Profit Before Exceptional and Extraordinary Items and Tax (III - IV)		23.75	25.57
VI.	Prior Period Adjustments		0.26	-
VII.	Profit Before tax (V - VI)		23.48	25.57
VIII.	Tax Expense:			
	(1) Current Tax		6.20	7.00
IX.	Profit/(Loss) for the Period (VII - VIII)		17.28	18.57
X.	Earning Per Equity Share:	20		
	(1) Basic		172.84	185.68
	(2) Diluted		172.84	185.68

The accompanying notes are an integral part of the financial statements

1

As per our report of even date attached

For M/s M.S. Dahiya & Co.

Chartered Accountants

FRN : 013855C

(Ritesh Mehta)

Partner

M.No. : 434716

Place : Indore

Dated: 03/09/2022



For and on behalf of the board

(Tahir Ansari)
Director
DIN-01178002

(Saurabh Jain)
Director
DIN-08430119

U DIN: 22434716BBEHL57992

STABLE TEXTILE PRIVATE LIMITED
Cash Flow Statement for the year ended 31st March, 2022
 CIN:- U25209MP2020PTC050834

(Rs. In Lakhs)

	Particulars	Year Ended	
		31-03-2022	31-03-2021
A	Cash Flows from Operating Activities	Amount in Rs.	
	Net Profit after Tax Expenses and Extra-ordinary Items	17.28	18.57
	Adjustments for :		
	Add:-		
	Current Year Tax Expenses	6.20	7.00
	Deferred Tax Expenses	-	-
	Prior Period Adjustments	0.26	-
	Loss on Sale of Fixed Assets	-	-
	Net Profit before tax and extraordinary item	23.75	25.57
	Depreciation	-	-
	Interest and financial cost	-	-
	Less:-		
	Other Income	-	-
	Operating Profit before Working Capital Changes	23.75	25.57
	Adjustments for :		
	Add:-		
	Decrease/(Increase) in trade receivable	42.78	-82.78
	Increase/(Decrease) in other current liabilities	-10.20	110.29
	Decrease(Increase) in inventory	-38.30	-26.67
	Increase/(Decrease) in trade payable	13.82	47.14
	Inflow/(Outflow) from Short term loans and advances	-	-
	Increase/(Decrease) in Provision	-1.34	4.44
	Increase/(Decrease) in Other current assets	-38.48	-1.93
	Cash generated from operation	-7.98	76.06
	Prior Period Items	0.26	-
	Less: Tax paid during the year	6.20	7.00
	Net Cash from Operating Activities	-14.45	69.06
B	Cash Flows from Investing Activities		
	Inflow/(Outflow) from Purchase/Sale of Property, Plant and Equipment	-3.39	-43.92
	Inflow from Interest & other income	-	-
	Inflow/(Outflow) from Long term loans and advances	-	-
	Inflow/(Outflow) from Other long term liabilities	-	-
	Outflow from Non-Current Investment	-0.20	-
	Net Cash from Investing Activities	-3.59	-43.92
C	Cash Flows from Financing Activities		
	Inflow from Issue of Equity Share	-	-
	Net Inflow/(Outflow) from Long Term Borrowings	-	0.60
	Net Inflow/(Outflow) from Short Term Borrowings	-	-
	Outflow from Interest Paid	-	-
	Net Cash from Financing Activities	-	0.60
	Net Increase in Cash & Cash Equivalents(A+B+C)	-18.04	25.74
	Cash & Cash Equivalents as at the beginning of the year	26.49	0.75
	Cash & Cash Equivalents as at the end of the year	8.45	26.49

See accompanying notes to the financial statements

As per our report of even date attached

For M/s M.S. Dahiya & Co.

Chartered Accountants

FRN : 013855C


(Ritesh Mehta)

Partner

M.No. : 434716

Place: Indore

Dated: 03/09/2022



For and on behalf of the board

(Signature)

(Tahir Ansari)

Director

DIN-01178002

(Signature)

(Saurabh Jain)

Director

DIN-08430119

UDIN: 22 434716BBEHL57992

NOTES TO THE FINANCIAL STATEMENTS: -

1) Summary of Significant Accounting Policies: -

1.1) Basis of Preparation

These financial statements are prepared in accordance with Indian Generally Accepted Accounting Principles (GAAP) under the historical cost convention on the accrual basis except for certain financial instruments which are measured at fair values. GAAP comprises mandatory accounting standards as prescribed under Section 133 of the Companies Act, 2013 ('Act') read with Rule 7 of the Companies (Accounts) Rules, 2014, the provisions of the Act (to the extent notified). Accounting policies have been consistently applied except where a newly issued accounting standard is initially adopted or a revision to an existing accounting standard requires a change in the accounting policy hitherto in use.

1.2) Use of Estimates

The preparation of the financial statements in conformity with Indian GAAP requires the management to make estimates and assumptions considered in the reported amount of assets and liabilities (including contingent liabilities) and the reported income and expenditure during the year. The management believes that the estimates used in preparation of the financial statements are prudent and reasonable. Future results could differ due to these estimates and the difference between the actual results and the estimates as are recognized in the period in which the results are known / materialize.

1.3) Property, Plant and Equipment and Intangible assets:-

(i) Property Plant & Equipment's

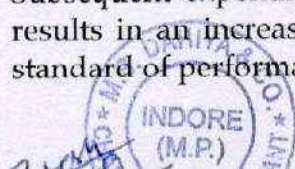
All Property Plant & Equipment's are stated at historical cost, less accumulated depreciation. Historical cost comprises the purchase price and all direct costs attributable to bring the assets to its working condition for intended use.

Subsequent expenditure relating to Property Plant & Equipment's is capitalized only if such expenditure results in an increase in the future benefits from such asset beyond its previously assessed standard of performance.

(ii) Intangible assets

An intangible asset is recognized when it is probable that the future economic benefits attributable to the asset will flow to the enterprise and where its cost can be reliably measured. Intangible assets are stated at cost of acquisition less accumulated amortization and impairment loss, if any. Cost comprises the purchase price and any cost attributable to bringing the assets to its working condition for its intended use which includes taxes, freight, and installation and allocated incidental expenditure during construction/ acquisition and exclusive of GST credit or other tax credit available to the Company.

Subsequent expenditure relating to intangible assets is capitalized only if such expenditure results in an increase in the future benefits from such asset beyond its previously assessed standard of performance.



A handwritten signature in blue ink, appearing to be "Ravi".

A handwritten signature in blue ink, appearing to be "Suresh".

1.4) Inventories

Finished goods are measured at cost or net realizable value whichever is lower, finished goods is lying at factory as well as different locations for Job Work. Cost of finished goods comprises of cost of purchase, cost of conversion and other cost/benefits including manufacturing overhead incurred in bringing them to their respective present location & condition. Cost of Raw Material, Work In Progress, Store & Spares, Packing Material is determined at FIFO Basis.

1.5) Investment

Trade Investment are the Investment made to enhance the Company's business interests. Investment either classified as current or long term based on management intention. Current investments are carried at lower of cost and fair value/quoted in each investment individually. Long terms investments are carried at cost less provisions recorded to recognize any decline, other than temporary, in the carrying value of each investment.

1.6) Revenue Recognition

- a. Sales revenue is recognized when property in the goods with all significant risk and rewards as well as the effective control of goods usually associated with ownership are transferred to the buyer.
- b. Subsidy, Claims and refunds due from Government authorities and parties, through receivable / refundable are not recognized in the accounts, if the amount thereof is not ascertainable. These are accounted for as and when ascertained or admitted by the concerned authorities / parties in favor of the Company.

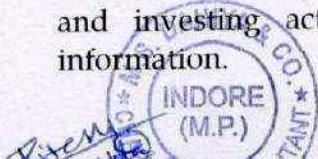
1.7) Provision, Contingent Liabilities and Contingent Assets

Provision is recognized in the accounts when there is a present obligation as a result of past event(s) and it is probable that an outflow of resources will be required to settle the obligation and a reliable estimate can be made. Provisions are not discounted to their present value and are determined based on the best estimate required to settle the obligation at the reporting date. These estimates are reviewed at each reporting date and adjusted to reflect the current best estimates.

Contingent liabilities are disclosed unless the possibility of outflow of resources is remote. Contingent assets are neither recognized nor disclosed in the financial statements.

1.8) Cash Flow Statement

Cash flows are reported using indirect method. The cash flow from operating, financing and investing activities of the company are segregated based on the available information.



[Handwritten signature]

[Handwritten signature]

1.9) Employees Benefits

Short-term employee benefits are recognized as an expense at the undiscounted amount in the profit and loss account of the year in which the related service is rendered.

The eligible employees of the company are entitled to receive benefits under the provident fund a defined contribution plan in which both the employees and the Company make monthly contribution at a specified percentage of the covered employee's salary (currently 12% of the employee's basic salary). The contributions as specified under the law are paid to the Regional Provident Fund Commissioner. The Company recognizes such contribution as expense of the year in which the liability is incurred.

1.10) Taxation

Taxation comprises current Income tax & deferred tax. Current Income Tax provision has been determined on the basis of relief, deductions available under the Income Tax Act. Deferred Tax is recognized for all timing differences subject to the consideration of prudence, applying the tax rates that have been substantially enacted by the Balance Sheet date.

1.11) Earnings per Share

Basic earnings per share are calculated by dividing the net profit or loss for the period attributable to equity shareholders by the weighted average number of equity shares outstanding during the period. Earnings considered in ascertaining the Company's earnings per share is the net profit for the period after deducting preference dividends and any attributable tax thereto for the period. The weighted average number of equity shares outstanding during the period and for all periods presented is adjusted for events, such as bonus shares, other than the conversion of potential equity shares that have changed the number of equity shares outstanding, without a corresponding change in resources. For the purpose of calculating diluted earnings per share, the net profit or loss for the period attributable to equity shareholders and the weighted average number of shares outstanding during the period is adjusted for the effects of all dilutive potential equity shares.

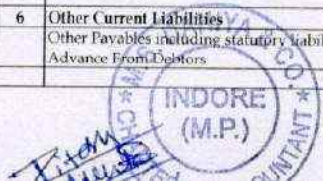


A handwritten signature in blue ink, appearing to be 'D. J. Mehta'.

A handwritten signature in blue ink, appearing to be 'S. Mehta'.

STABLE TEXTILE PRIVATE LIMITED
NOTES TO THE FINANCIAL STATEMENT

Note No.	Particulars	(Rs. In Lakhs)				
		AS AT 31.03.2022 RUPEES	AS AT 31.03.2021 RUPEES			
2	Share Capital					
	(a) Equity Share Capital :					
	Authorised Share capital	15.00	15.00			
	150000 (150000) Equity Shares of Rs.10/- Each					
	(b) Issued, subscribed & fully paid share capital	1.00	1.00			
	10000 (10000) Equity Shares of Rs.10/- each (Fully Paid up)					
	Total	1.00	1.00			
a.	Reconciliation of Number of Shares					
	Equity Shares :	No. of Shares (In Lakhs)				
	Balance as at the beginning of the year	0.10	0.10			
	Add : Share Issued During the year	-	-			
	Balance As at the end of the year	0.10	0.10			
b.	Terms/Rights attached to equity Shares					
	Equity Shares: The company has one class of equity shares having par value of Rs.10 per share. Each shareholder is eligible for one vote per share held. The dividend proposed by the Board of Directors is subject to the approval of the shareholders in the ensuing Annual General Meeting. In the event of liquidation, the equity shareholders are eligible to receive the remaining assets of the Company after distribution of all preferential amounts, in proportion to their shareholding.					
c.	Shares held by promoters at the end of the year					
		No. of Shares (In Lacs)				
	1. Vinita Agarwal	0.05	0.05			
		50%	50%			
	2. Anant Agarwal	0.05	0.05			
		50%	50%			
c1.	Shares held by promoters at the end of the year					
	Promoter Name	No. of Shares (In Lacs)	% of total Shares	% Changes during the year		
	1. Vinita Agarwal	0.05	50.00	-		
	2. Anant Agarwal	0.05	50.00	-		
	Total	0.10	100.00	-		
3.	Reserves and Surplus					
	Surplus in the statement of Profit and loss					
	Balance as per last financial statements	18.31	-0.26			
	Profit/(Loss) for the Year	17.28	18.57			
	Balance as at the end of the year	35.59	18.31			
4.	Long-term borrowings					
	Unsecured , Considered Good					
	Loan from Directors & Related Party	0.60	0.60			
	Total	0.60	0.60			
5.	Trade Payables					
	Dues of micro enterprises and small enterprises	-	-			
	Dues of creditors other than micro enterprises and small enterprises	60.97	47.14			
	Total	60.97	47.14			
5.1.	Micro, Small and Medium Enterprises Development Act,2006-					
	In the absence of information from all suppliers of their status being small/micro enterprises, all the units are classified into other.					
5.2.	Age wise disclosure of trade payable	For Financial Year 2021-22				
	Particulars	Outstanding for following periods from due date of payment				
		Less than 1 year	1-2 years	2-3 years	More than 3 years	Total
	UNDISPUTED DUES					
	MSME	-	-	-	-	-
	Others	60.26	0.71	-	-	60.97
	DISPUTED DUES					
	MSME	-	-	-	-	-
	Others	-	-	-	-	-
5.3.	Age wise disclosure of trade payable	For Financial Year 2020-21				
	Particulars	Outstanding for following periods from due date of payment				
		Less than 1 year	1-2 years	2-3 years	More than 3 years	Total
	UNDISPUTED DUES					
	MSME	-	-	-	-	-
	Others	47.14	-	-	-	47.14
	DISPUTED DUES					
	MSME	-	-	-	-	-
	Others	-	-	-	-	-
6.	Other Current Liabilities					
	Other Payables including statutory liabilities	0.83				2.91
	Advance From Debtors	99.25				107.38
	Total	100.08				110.29



Handwritten signature/initials

Handwritten signature/initials

Stable Textile Pvt Ltd.

F.Y. 2021-22

Note 8 : Property, Plant and Equipment and Intangible assets

Name of the Asset	GROSS BLOCK				DEPRECIATION			NET BLOCK	
	Total Cost AS AT 01.04.2021	Additions During the Year	Deletion During the Year	Total Cost AS AT 31.03.2022	Total up to 31.03.2021	For the year	Total up to 31.03.2022	WDV AS AT 31.03.2022	WDV AS AT 31.03.2021
Land	34.82	-	-	34.82	-	-	-	34.82	34.82
Total	34.82	-	-	34.82	-	-	-	34.82	34.82
Capital Work in Progress	9.09	3.39	-	12.49	-	-	-	12.49	9.09

**Capital Work In Progress (CWIP) & Intangible Assets-
Ageing Schedule**

CWIP	Amount in CWIP (F.Y. 2021-22)				Total
	Less than 1 year	1-2 years	2-3 years	More than 3 years	
Projects in Progress	3.39	9.09	-	-	12.49
Projects temporarily suspended	-	-	-	-	-



Devi

Sumit

Note No.	Particulars	AS AT 31.03.2022		AS AT 31.03.2021			
		RUPEES		RUPEES			
7	Short-term provisions						
	Provision for Audit Fees						
	Provision for Income Tax		0.10		0.10		
	Provision for Expenses		0.30		3.59		
	Total		2.71		0.76		
7.1	Provision for Income Tax is net of Advance Tax and TDS		3.11		4.45		
9	Non-current investments						
	1000 Shares of Mass Industrial Development Cluster Association of Rs. 10 each		0.10		-		
	1000 Shares of STB Industrial Development Cluster Association of Rs. 10 each		0.10		-		
	Total		0.20		-		
10	Inventories						
	Raw Material		47.80		-		
	Work in Progress		-		-		
	Finished Goods		17.17		-		
	Stores & Spares		-		-		
	Stock in Trade		-		-		
	Total		64.97		26.67		
11	Trade receivables						
	<u>Unsecured Considered good</u>						
	Exceeding six month		-		-		
	Other		-		-		
	Total		40.01		82.78		
11.1	Age wise disclosure of trade receivable						
		For Financial Year 2021-22					
	Particulars	Outstanding for following periods from due date of payment					
		Less than 6 months	6 months-1 year	1-2 years	2-3 years	More than 3 years	Total
	UNDISPUTED RECEIVABLES						
	Considered good	40.01	-	-	-	-	40.01
	Considered doubtful	-	-	-	-	-	-
	DISPUTED RECEIVABLES						
	Considered good	-	-	-	-	-	-
	Considered doubtful	-	-	-	-	-	-
11.2	Age wise disclosure of trade receivable						
		For Financial Year 2020-21					
	Particulars	Outstanding for following periods from due date of payment					
		Less than 6 months	6 months-1 year	1-2 years	2-3 years	More than 3 years	Total
	UNDISPUTED RECEIVABLES						
	Considered good	82.78	-	-	-	-	82.78
	Considered doubtful	-	-	-	-	-	-
	DISPUTED RECEIVABLES						
	Considered good	-	-	-	-	-	-
	Considered doubtful	-	-	-	-	-	-
12	Cash and Cash Equivalents						
	Balances with Scheduled Banks in India					8.45	26.04
	Cash on hand					0.00	0.45
	Total					8.45	26.49
13	Other current assets						
	Balance With Revenue Authorities					32.54	1.93
	Other					7.88	-
	Total					40.41	1.93
14	Revenue from operations						
	Sale of Goods					557.78	2,820.16
	Total					557.78	2,820.16
15	Cost of Material Consumed						
	Opening Stock					26.67	-
	Add : Purchase					505.00	-
						531.66	-
	Less : Closing Stock					47.80	-
	Raw Material Consumed					483.87	-
	Imported					-	-
	% of Consumption					-	-
	Indigenous					505.00	-
	% of Consumption					100.00%	-
16	Purchase of Stock-in-Trade					-	2,818.85



[Handwritten signature]

[Handwritten signature]

Note No.	Particulars	AS AT 31.03.2022 RUPEES	AS AT 31.03.2021 RUPEES
17	Changes in Inventories of Finished Goods, Stock-in-Process and Stock-in-Trade		
	Closing Stock		
	Finished Goods	17.17	-
	Semi Finished Goods	-	-
	Stock in Trade	-	-
	Total		26.67
	Opening Stock		
	Finished Goods	17.17	26.67
	Semi Finished Goods	-	-
	Stock in Trade	-	-
	Total		
	Increase In Inventories		
		-17.17	-26.67
18	Employee Benefits Expense		
	Salaries to staff		
	Total	10.67	1.44
		10.67	1.44
19	Other Expenses		
	Manufacturing Expenses		
	Consumption of Stores	7.61	-
	Processing Charges	44.49	-
	Power Charges	2.03	0.19
	Administrative Expenses		
	Payment to Auditor		
	Rates and Taxes	0.10	0.10
	Others	1.48	0.60
	Selling & Distribution Expenses		
	Freight Outward	0.88	0.07
	Total	0.09	0.01
		56.67	0.97
19.1	Payment to Auditors		
	Audit Fees		
	Total	0.10	0.10
		0.10	0.10
20	Earning Per Share		
i	Net Profit after tax as per Statement of Profit and Loss attributable to Equity Shareholders		
ii	Weightier Average number of equity shares	17.28	18.57
iii	Basic earning per share (in Rs.)	0.10	0.10
iv	Diluted earning per share (in Rs.)	172.84	185.68
v	Face Value per equity share (in Rs.)	172.84	185.68
		16.00	10.00
21	Various items included under the head Current Assets, Loan & Advances, as well as Current Liabilities are subject to confirmation / reconciliation.		
22	Related Party Disclosures		
	In accordance with accounting standard 18 " Related Party Disclosure" issued by the Institute of Chartered Accountant of India, the Company has compiled the required information as under :-		
	Key Managerial Persons :- Tahir Ansari Saurabh Jain		
	Related Concerns with which company has done transaction during the year :- Shree Tirupati Balajee Agro Trading Co. Private Limited Jagannath Plastics Private Limited Honourable Packaging Private Limited Shree Tirupati balajee FIBC Ltd Aon Textiles Pvt. Ltd		
	Transactions with related Parties		
	Nature of Transactions	Associates/ Key Management Personnel 31.03.2022	Associates/ Key Management Personnel 31.03.2021
	Sale of Goods		
	Purchase of Goods	538.65	215.17
	Job work charges paid	184.79	2,727.70
	Purchase of Capital Goods	27.35	-
	Rent paid	0.31	37.00
		0.35	-
23	In the opinion of the Management, the value on realization of loans and advances, and other current assets will be at least equal to the amounts stated in the books of accounts, if realized in the ordinary course of the business.		
24	Contingent Liabilities & Commitments		
25	Value of Imports on(CIF Basis)	NIL	NIL
26	Expenditure in foreign exchange	NIL	NIL
27	Earning in foreign exchange	NIL	NIL



[Handwritten signature]

[Handwritten signature]

Ratios

Sr. No.	Ratio	Ratio		% Change As Compare To Last Year In %	Numerator	Denominator	Reason For Change More Than 25%
		Current Year	Previous Year				
1	Current Ratio	0.94	0.85	10.03%	Total Current Asset	Total Current Liabilities	N.A.
2	Debt Equity Ratio	4.50	8.42	-46.49%	Total Outside Liability	Total Equity	Due to Increase in Equity
3	Debt Service Coverage Ratio	NA	NA	NA	Net Profit after Tax + non-cash adjustments+interest	Interest+Principle repayments of Term Loan	N.A.
4	Return On Equity Ratio (%)	61.84%	185.24%	-66.62%	Profit after tax	Average total equity	Due to Increase in Equity
5	Inventory Turnover Ratio	12.17	211.52	-94.24%	Revenue from operations	Average Inventory	Due to Decrease in Revenue from Operations
6	Trade Receivable Turnover Ratio	9.09	68.13	-86.67%	Revenue from operations	Average trade receivables	Due to Decrease in Revenue from Operations
7	Trade Payable Turnover Ratio	9.34	119.59	-92.19%	Total purchases	Average Trade Payables	Due to Decrease in Purchase from Operations
8	Net Capital Turnover Ratio	-32.50	-242.41	-86.59%	Revenue from operations	Average Working Capital	Due to Decrease in Revenue from Operations
9	Net Profit Ratio (%)	3.10%	0.66%	370.65%	Profit for the year	Revenue from operations	Due to Decrease in Revenue from Operations
10	Return On Capital Employed Ratio (%)	0.63	1.28	-50.84%	Profit before tax and finance cost	Net worth + Long Term Borrowings +deferred tax	Due to Increase in Net Worth
11	Return On Investments	-	-	-	N.A.	N.A.	N.A.



[Handwritten Signature]

[Handwritten Signature]

Note No.	Particulars	AS AT 31.03.2022 RUPEES	AS AT 31.03.2021 RUPEES
29	Information with regard to other matters specified in Schedule III to the Companies Act, 2013, is either nil or not applicable to the Company for the year. Previous period figures have been recasted/ restated to confirm to the current period. Figures have been rounded off upto 2 decimal to the nearest Rupees in lakhs.		
<p>See accompanying notes to the financial statements 1</p> <p>As per our report of even date attached</p> <p>For M/s M.S. Dahiya & Co.</p> <p>Chartered Accountants</p> <p>FRN : 013855C</p> <p><i>Ritesh Mehta</i></p> <p>(Ritesh Mehta) Partner M.No. : 434716 Place: Indore Dated: 03/09/2022</p> <p style="text-align: center;">M.S. DAHIYA & CO. INDORE (M.P.) CHARTERED ACCOUNTANT</p> <p style="text-align: right;">For and on behalf of the board</p> <p style="text-align: right;"><i>[Signature]</i> (Jahir Ansari) Director DIN-01178002</p> <p style="text-align: right;"><i>[Signature]</i> (Satrabh Jain) Director DIN-08430119</p> <p style="text-align: center;">UDIN: 32934716BBEHL57992</p>			